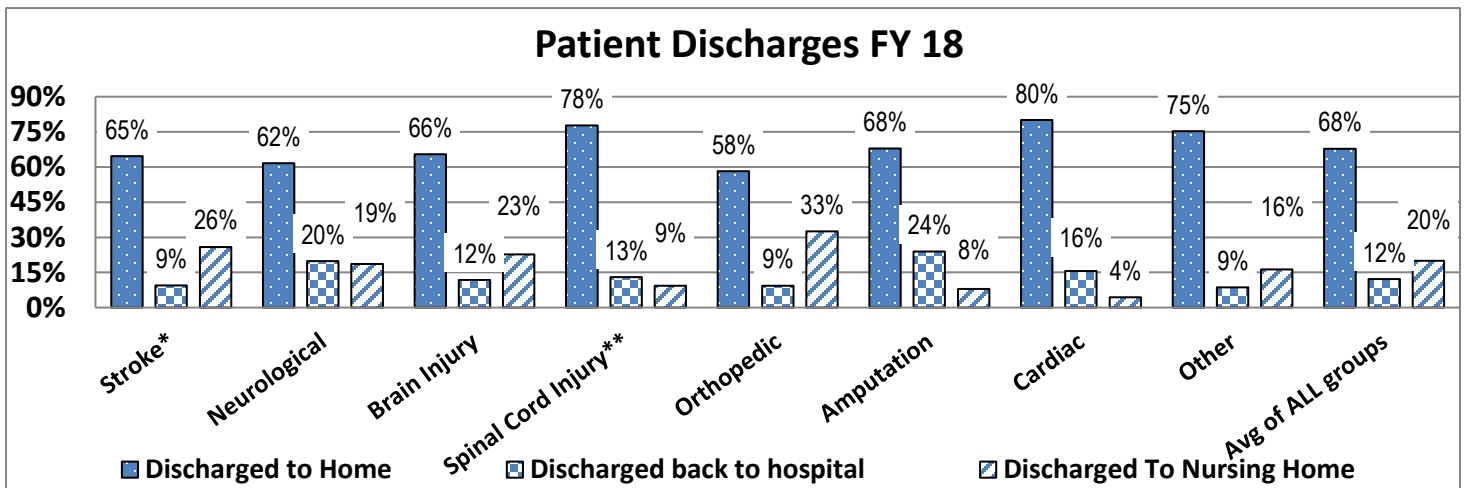
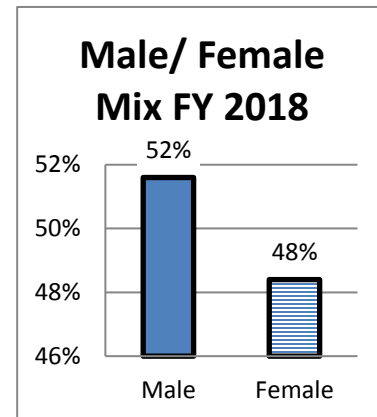
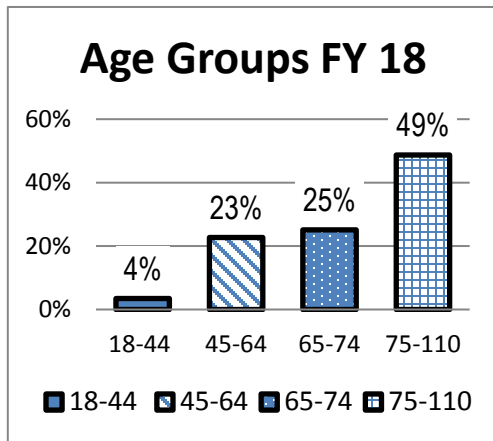




Acute Rehabilitation Unit Outcomes FY2018

July 2017 through June 2018 outcome statistics for the Acute Rehab Unit was:



| | Annual Number of Persons in Rehab | Average number of Days in Rehab |
|--------------------|-----------------------------------|---------------------------------|
| Diagnosis | FY 2018 | FY 2018 |
| Stroke | 212 | 14 |
| Neurological | 81 | 14 |
| Brain Injury | 119 | 12 |
| Spinal Cord Injury | 54 | 14 |
| Orthopedic | 43 | 12 |
| Amputation | 25 | 11 |
| Cardiac | 45 | 12 |
| Other | 105 | 12 |

